



**MIGRATION INSTITUTE
OF FINLAND**

REFUGEE AND MIGRANT CHILDREN AND FAMILIES: Descriptive-demographic-sociological aspects

Dr. Tuomas Martikainen

ICCFR, Rome, 15 November 2019

Contents

1. General remarks on international migration
2. Approaching migrant generations and families
3. Migrant generations and families in Europe
4. Migrant families as sites of generation debates and struggles



There are 272 million international migrants in the world. That's over 3 in every 100 people.



bit.ly/Migration2019 • #ForMigration
#UNPopulation

1. General remarks on international migration

Migration is...

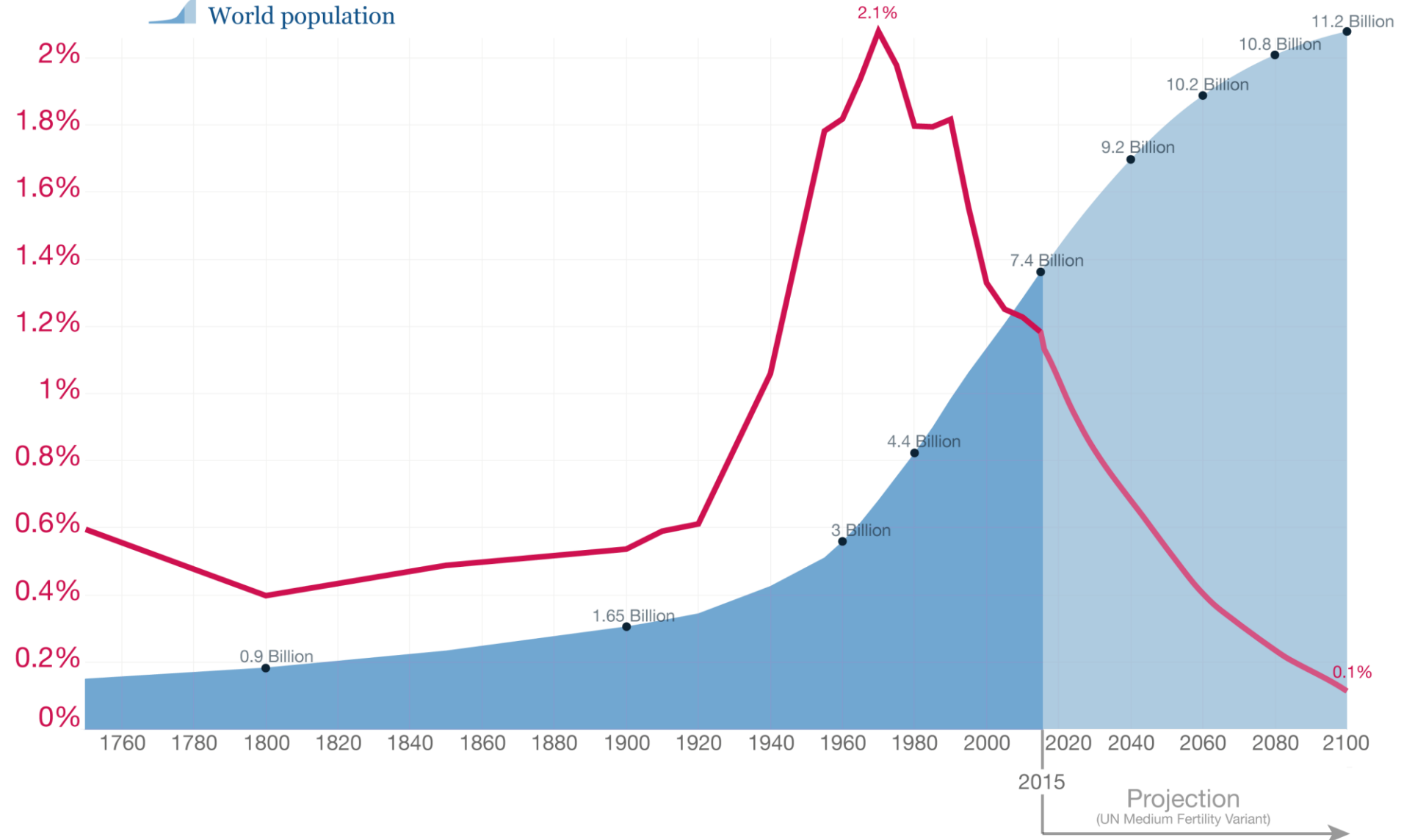
- ... for one or several reasons
- ... once or several times
- ... one-way or circular
- ... temporary or permanent
- ... voluntary or forced
- ... national or international

- ... a messy phenomenon

- ... the most difficult demographic factor to forecast

World population growth, 1750-2100

Annual growth rate of the world population
World population



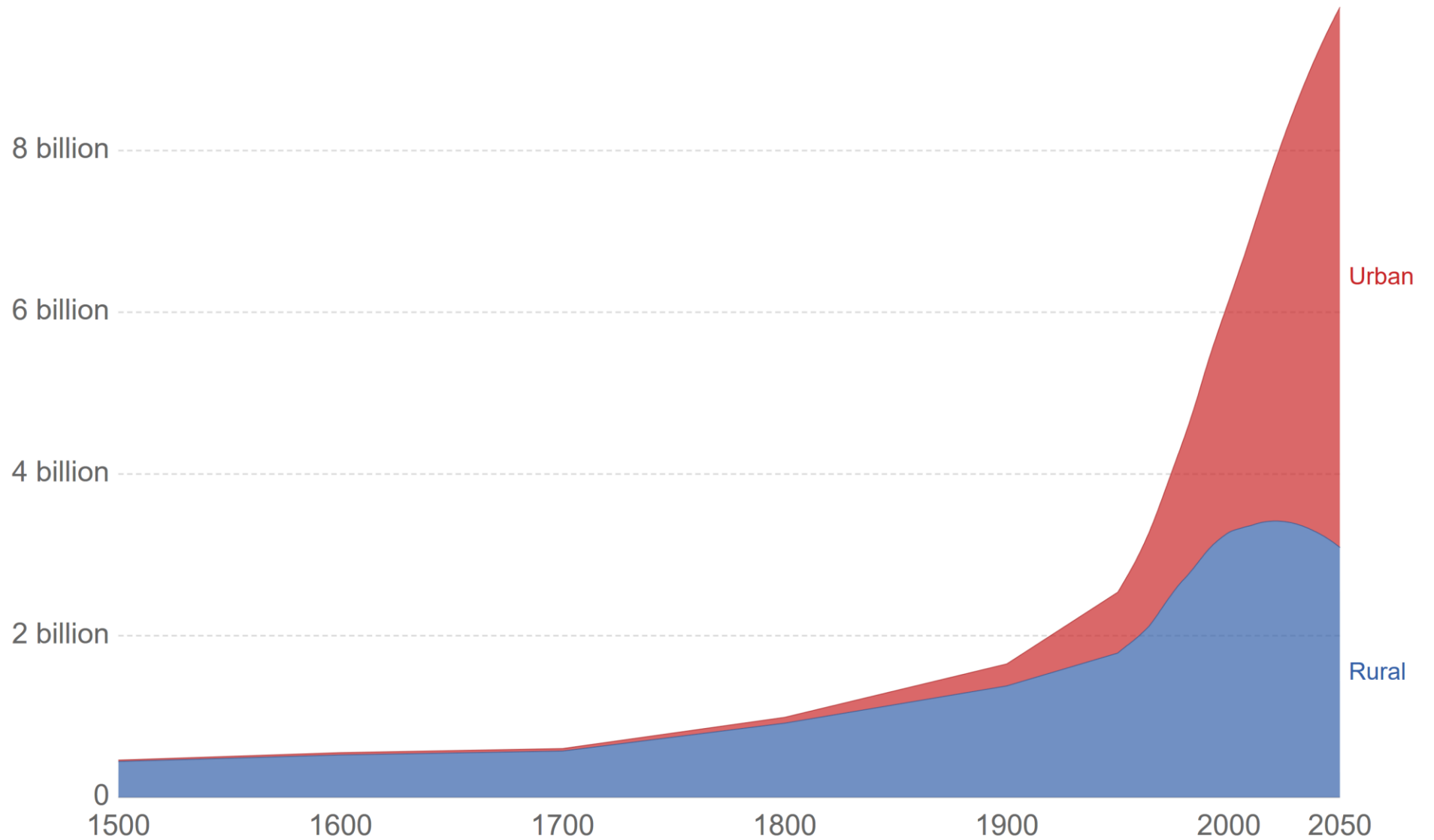
World population

Data sources: Up to 2015 OurWorldInData series based on UN and HYDE. Projections for 2015 to 2100: UN Population Division (2015) – Medium Variant. The data visualization is taken from [OurWorldinData.org](https://ourworldindata.org). There you find the raw data and more visualizations on this topic.

Licensed under [CC-BY-SA](https://creativecommons.org/licenses/by-sa/4.0/) by the author Max Roser.

Urban and rural population projected to 2050, World

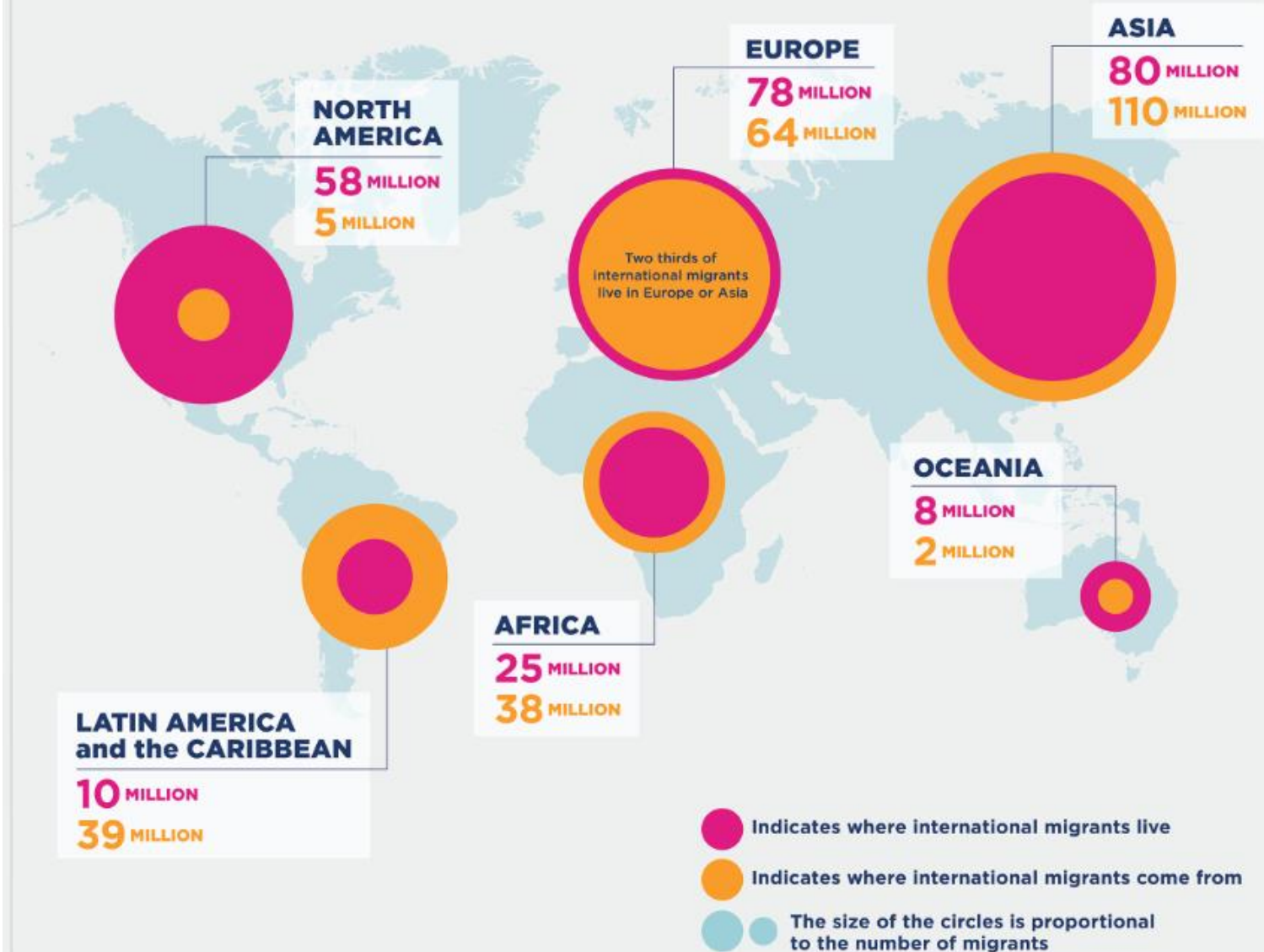
Total urban and rural population, given as estimates to 2016, and UN projections to 2050. Projections are based on the UN World Urbanization Prospects and its median fertility scenario.



Source: OWID based on UN World Urbanization Prospects 2018 and historical sources (see Sources)

Urban /
Rural

Number of International Migrants in 2017



The number of international migrants reached 258 million in 2017. An increase of 85 million since 2000.

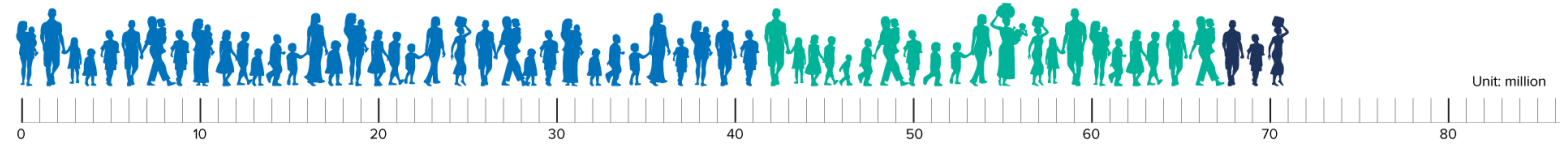
MEDIAN
AGE 39



NOTES:

- All numbers are millions of people.
- Unknown residuals were redistributed proportionally to the size of groups for which data on international migrants were available by origin.

70.8 million forcibly displaced people worldwide



Internally Displaced People
41.3 million

Refugees
25.9 million

20.4 million under UNHCR's mandate
5.5 million Palestinian refugees under UNRWA's mandate

Asylum-seekers
3.5 million

Where the world's displaced people are being hosted



About 80 per cent of refugees live in countries neighbouring their countries of origin

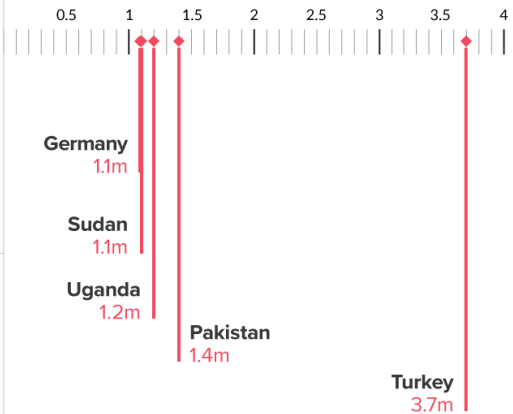
57% of UNHCR refugees came from three countries



341,800 new asylum seekers

The greatest number of new asylum applications in 2018 was from Venezuelans

Top refugee-hosting countries



UNHCR has data on

3.9 million stateless people
but there are thought to be millions more

92,400 refugees resettled

37,000 people
a day forced to flee their homes because of conflict and persecution

16,803 personnel

UNHCR employs 16,803 people worldwide (as of 31 May 2019)

134 countries

We work in 134 countries (as of 31 May 2019)

We are funded almost entirely by voluntary contributions, with 86 per cent from governments and the European Union and 10 per cent from private donors

**IDPs and
Refugees**

2. Approaching migrant generations and families

Migrant Generations

	First generation				Second generation	
	1	1.25	1.5	1.75	2	2.5
Age of migration	Any, or 18 years and above	13-17 years	6-12 years	0-5 years	Not migrant	Not migrant
Country of birth	Foreign	Foreign	Foreign	Foreign	Host	Host
Parents country of birth					Foreign	Foreign & host

Source: Ruben Rumbaut. Ages, Life Stages, and Generational Cohorts: Decomposing the Immigrant First and Second Generations in the United States.

International Migration Review, Vol. 38, No. 3, pp. 1160-1205, Fall 2004

Migrant Families

- Migrant families often include family members of different migrant generations.
- Individual family members face different integration experiences and challenges.
- Migration may significantly change family dynamics compared to stay in "home country".



Family & migration

- **Family formation**
a resident national or foreigner marries a foreigner of sponsors that individual for admission or for status change
- **Family reunification**
Family members migrate after the arrival of a principal migrant who sponsors their admission. The family ties predate the arrival of the principal migrant.
- **Accompanying family**
Family members are admitted together with the principal migrant.
- **International adoption**
a resident national or foreigner adopts a child of foreign nationality resident abroad.

Transnationalism & Diasporas

- Transnationalism

Connections to "country of origin"

Remittances: financial and social

Families and source for spouses

- Diaspora

Long lasting ties with the "homeland"; either real or imagined.

Religious, cultural, political...

States today interested of their diasporas

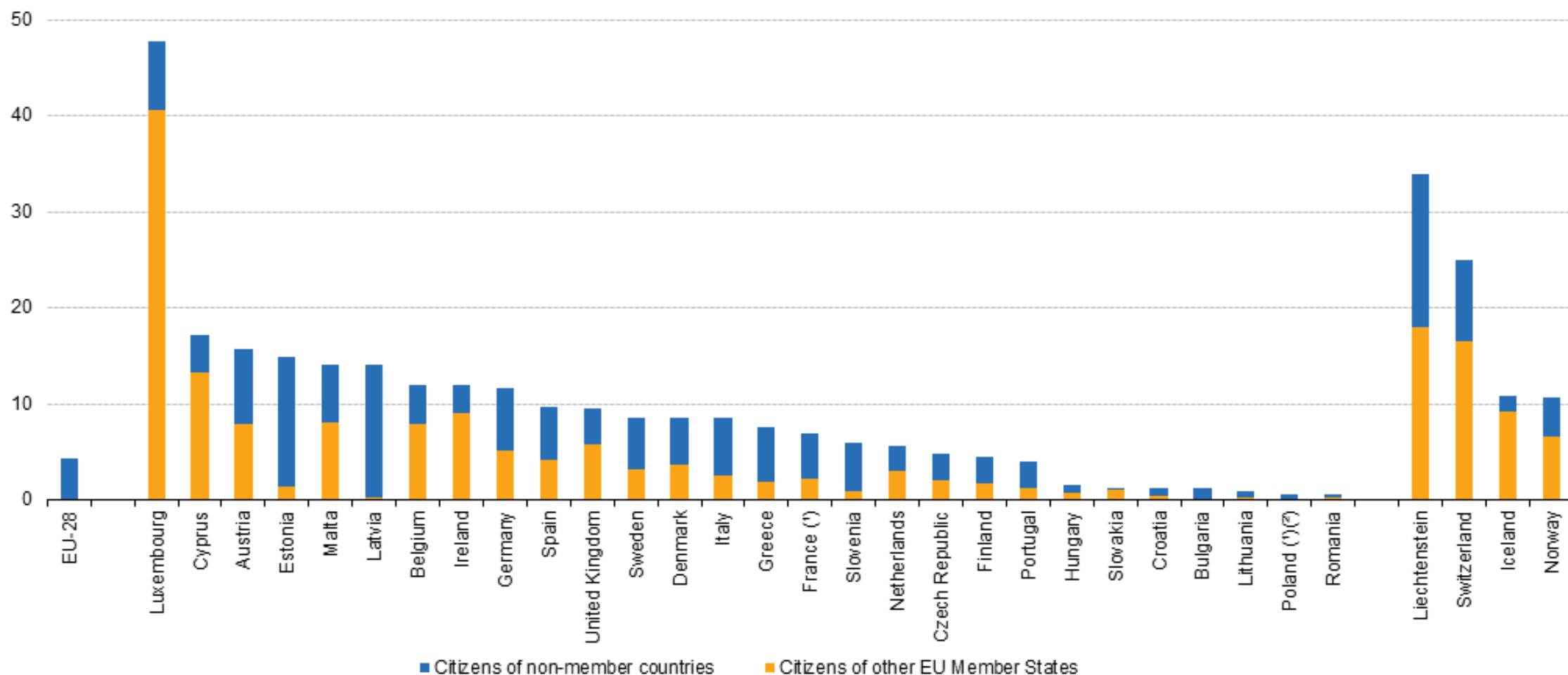
Case: Finnish Americans



3. Migrant generations and families in Europe

Share of non-nationals in the resident population, 1 January 2018

(%)



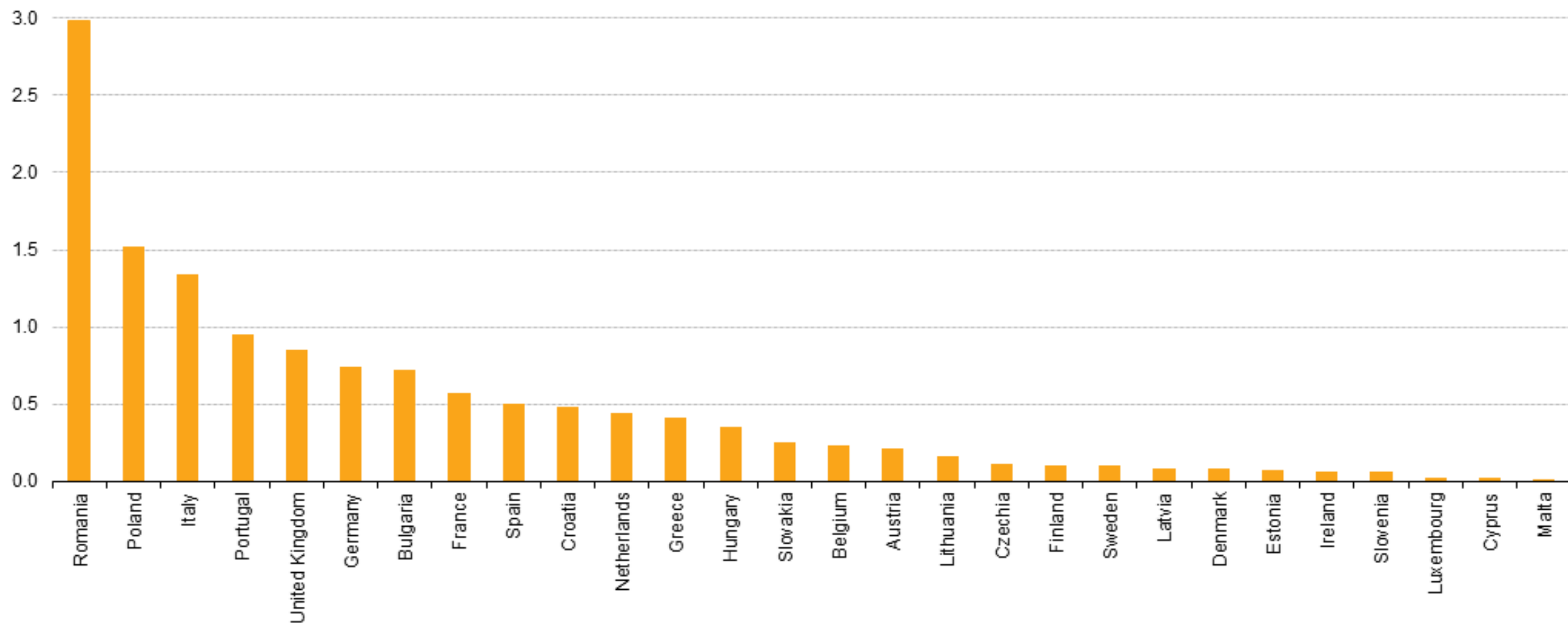
(*) Provisional.

(*) Estimate.

Source: Eurostat (online data code: migr_pop1ctz)

Number of EU citizens that are usual residents in the rest of the EU as of 1 January 2018, EU-28

(million)



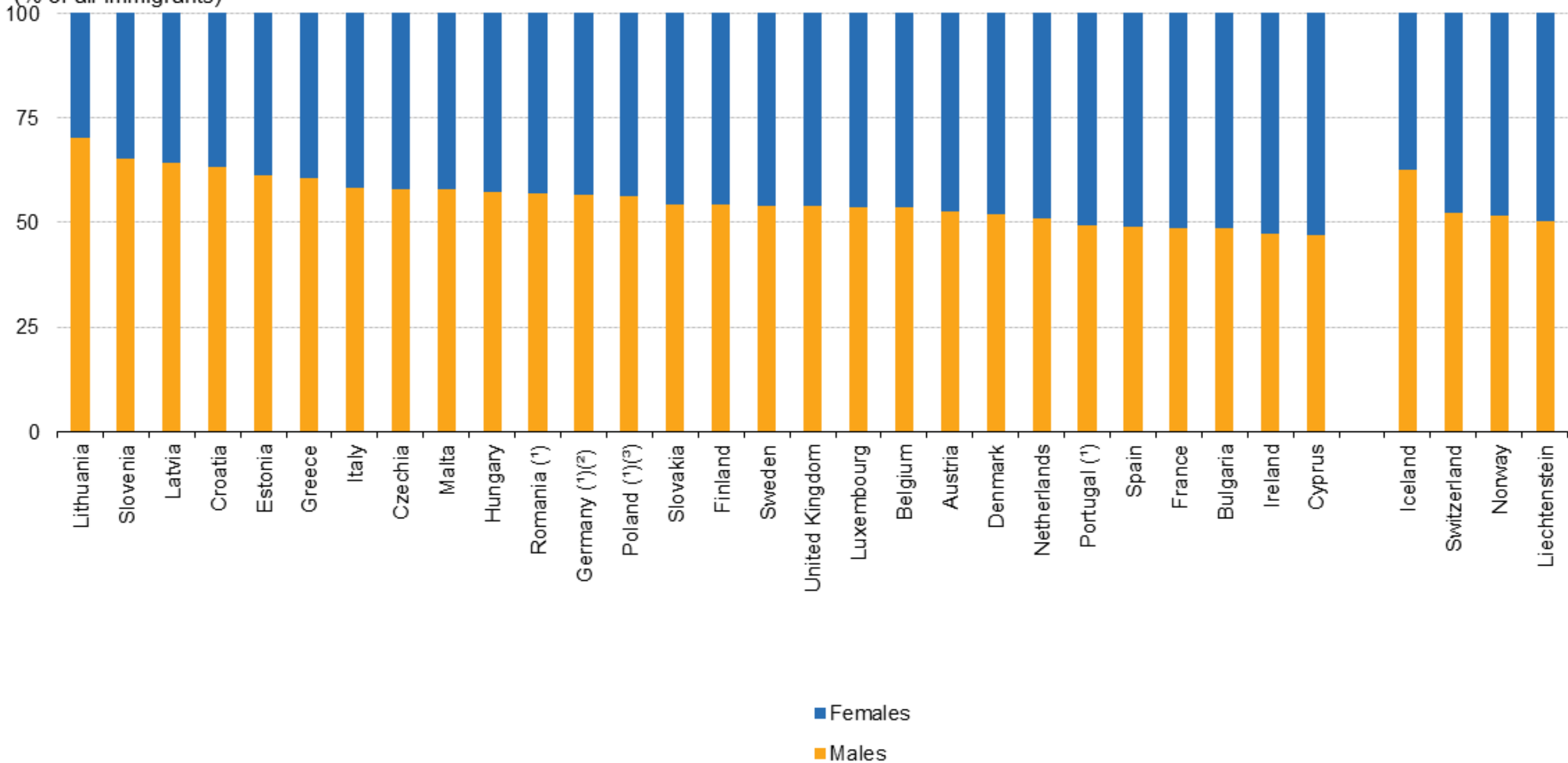
Note: Detailed data by individual EU citizenship have been provided by neither Cyprus nor Malta nor the United Kingdom.

Only detailed data by individual EU citizenship for the most numerous ones have been provided by Spain.

Source: Eurostat (online data code: migr_pop1ctz)

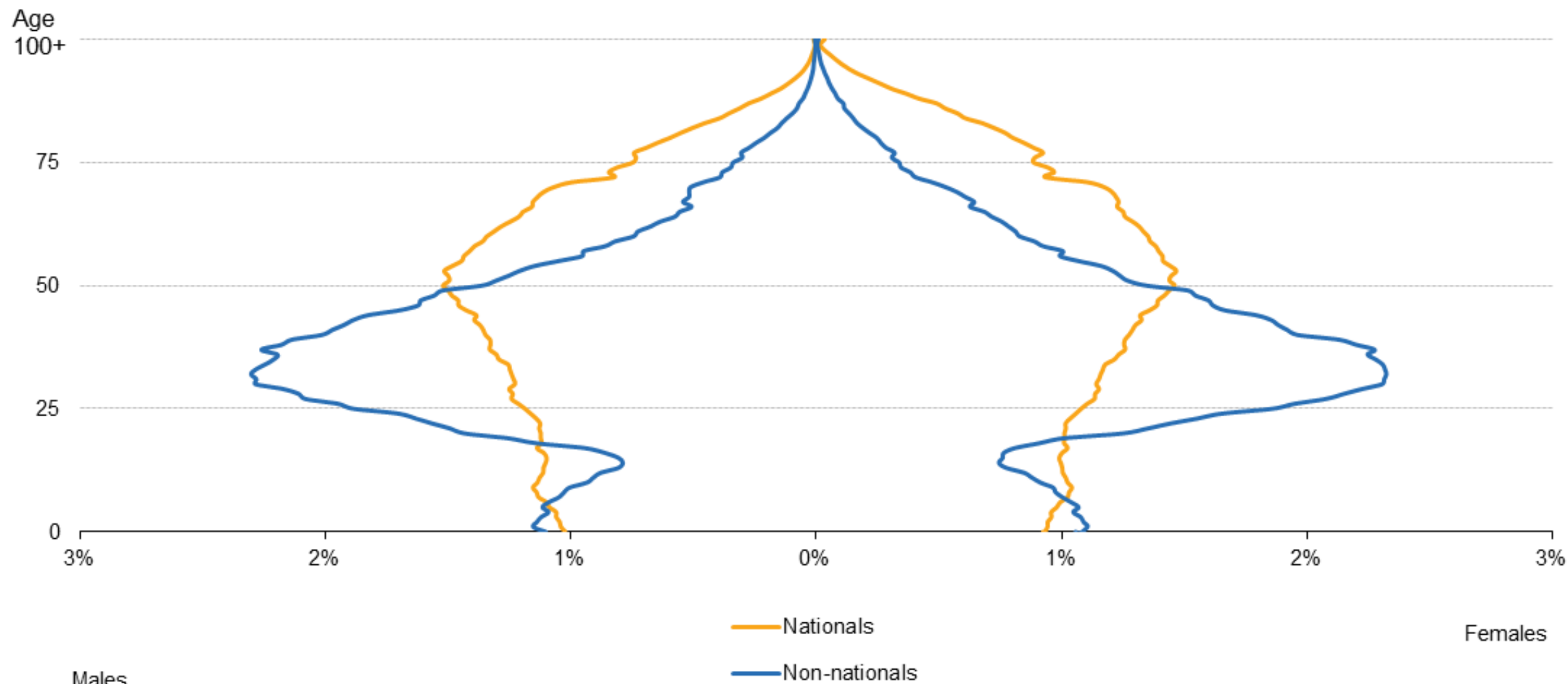
Immigrants by sex, 2017

(% of all immigrants)



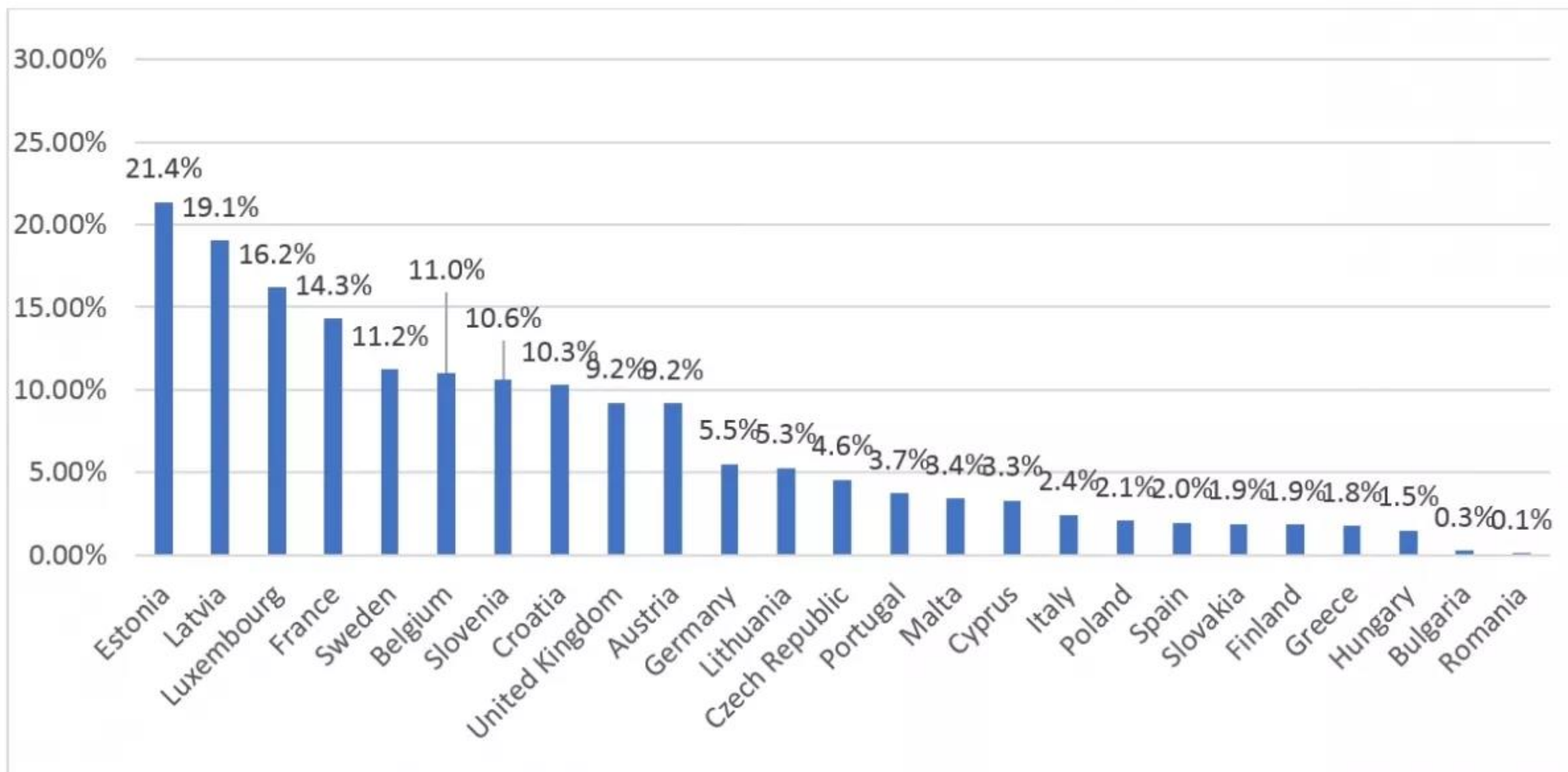
Age structure of the national and non-national populations, EU-28, 1 January 2018

(%)

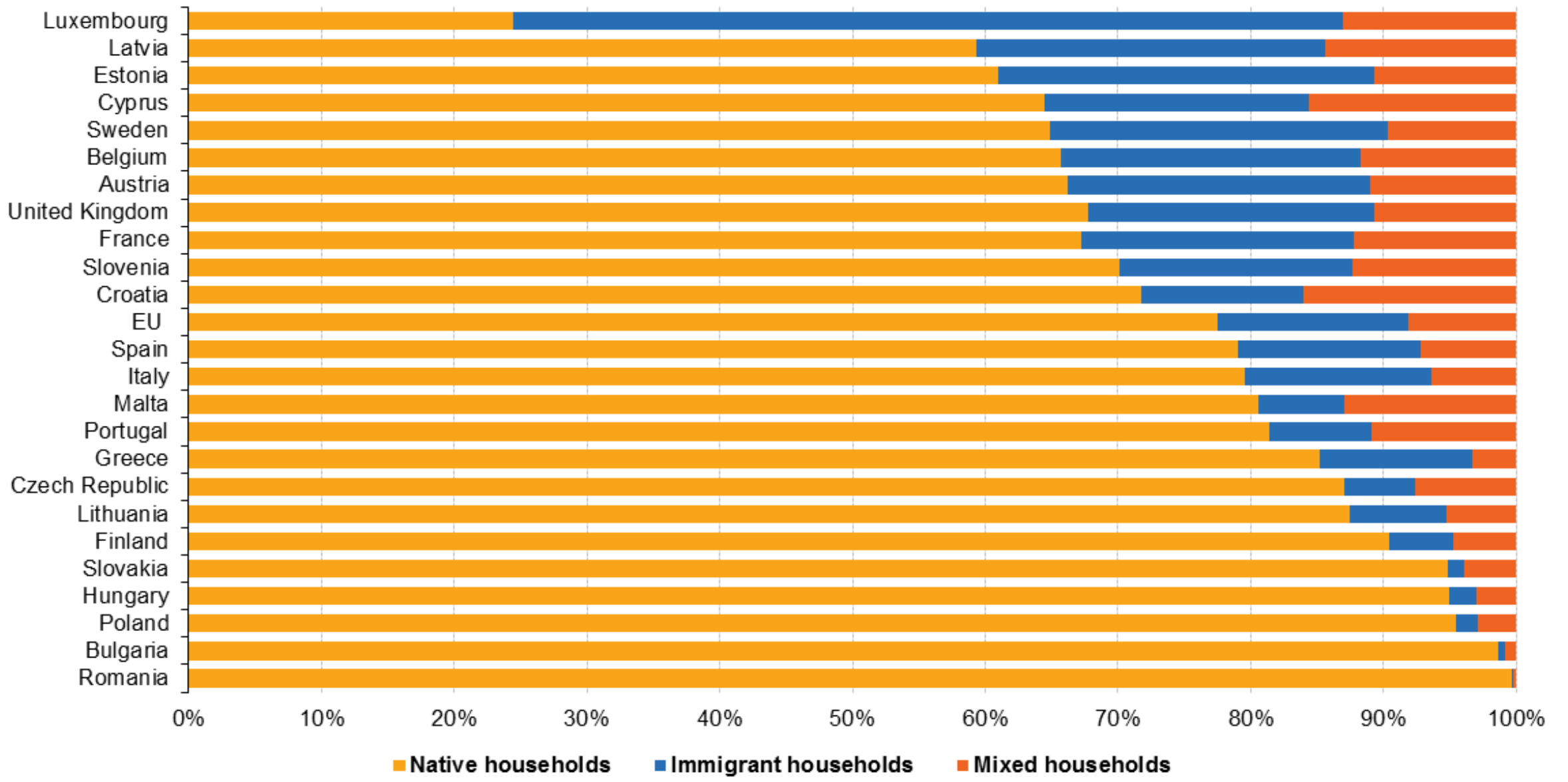


Source: Eurostat (online data code: migr_pop2ctz)

Figure 2. Second generation immigrants as a share of total population, by member state, 2014



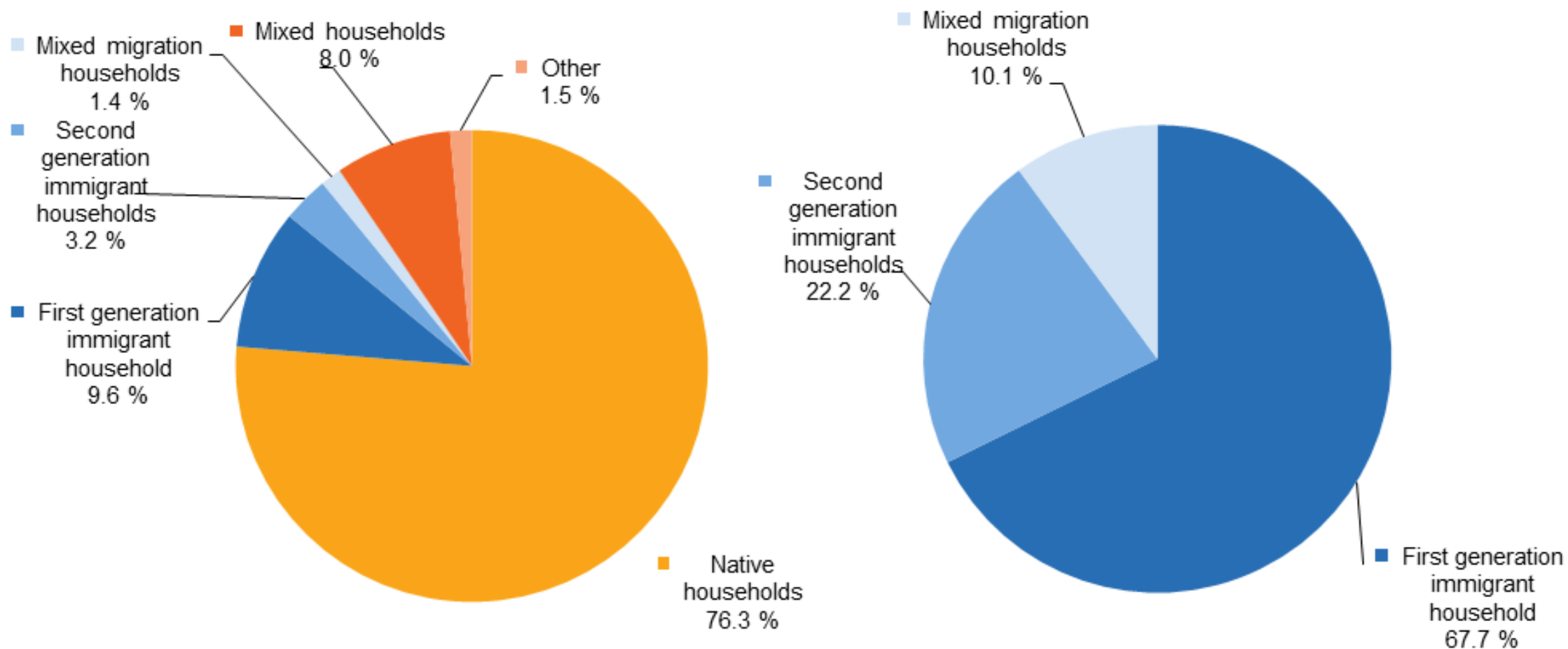
Source: Authors' own elaboration based on Eurostat's "Population by sex, age, migration status, country of birth and country of birth of parents (lfso_14pcobp)" dataset.



Note: in descending order by total households with at least one immigrant adult (i.e. immigrant households and mix households taken together)
 Missing countries: Germany, Denmark, Ireland and the Netherlands

EU, Year 2014

Distribution of EU households by migration status of a household, EU, 2014, %



Missing countries: Germany, Denmark, Ireland and the Netherlands

4. Migrant families as sites of generational debates and struggles

Migrant families



- Indian and Nepalese families in Finland
 - we interviewed women who migrated after their husbands
 - ICT professionals and restaurant owners
 - ICT: English environment, looking forward to re-emigrate
 - Restaurant: Finnish environment, myth of return

Findians: A historical curiosity, or not?



Most Findians live on reservations. They tend to feel closer to their Native American roots than to their Finnish heritage. Links with Finland have withered, and the majority have never visited. On the reservations there is a lot of poverty, drug problems and unemployment. The reservation is no longer, however, a synonym for poverty. There's now more pride in their roots, and there's no longer shame attached to a Findian identity.

5. Conclusion

Migrant families

- Migrant families are often composed of individuals with different generational characteristics
- This makes migrant families sites of different integration pathways
- Transnational connections may be significant for family dynamics



Future visions for 2030

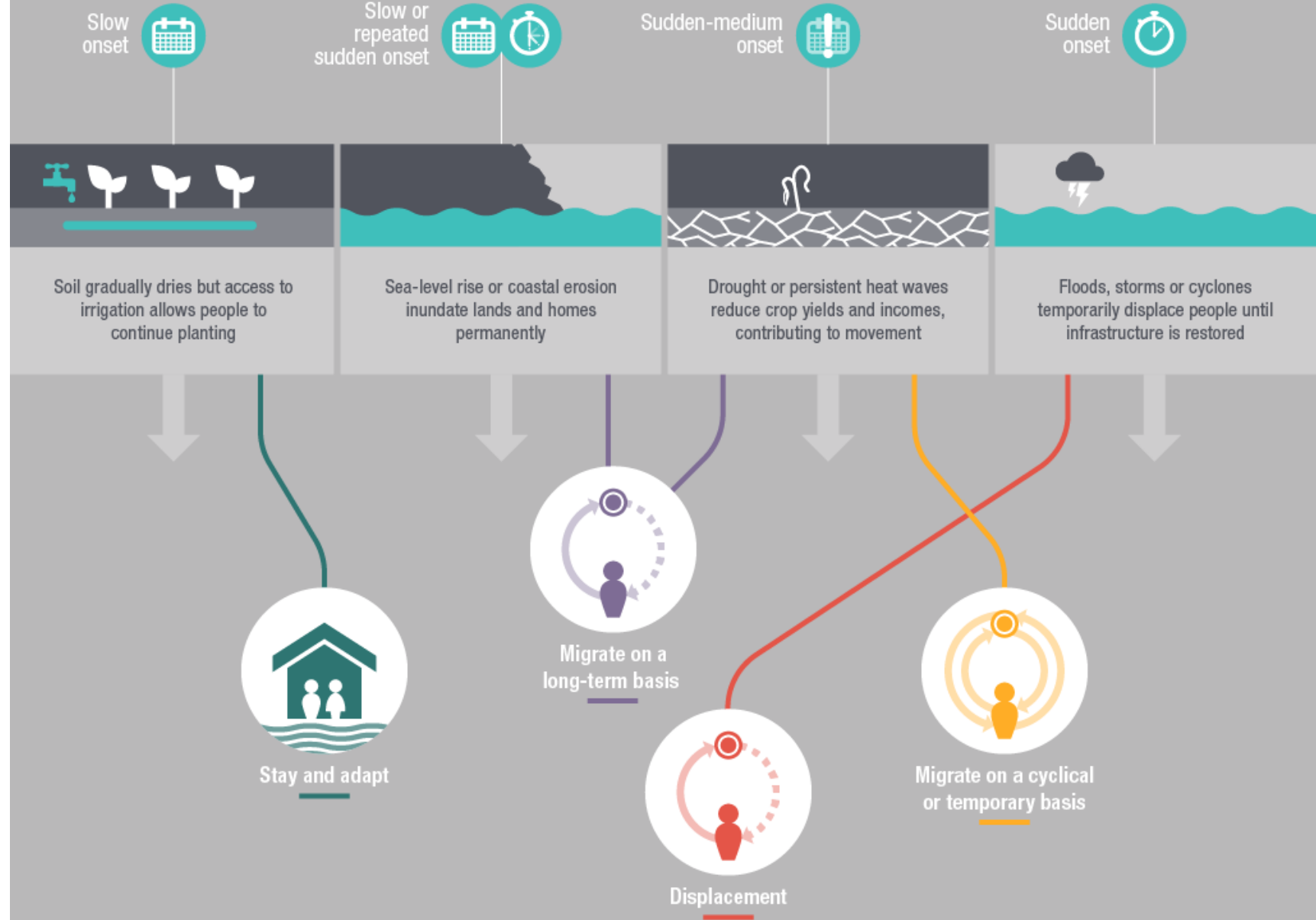
- We can be certain that migration will continue
- Great uncertainties about how Political responses play major role in the short term
- Some experts gathered and provided the following alternatives for 2030

- Source: Friedrich-Ebert-Stiftung, Global Future and International Organization for Migration (2017) Tomorrow's Worlds of Migration and Mobility. Geneva.



POSSIBLE MOBILITY RESPONSES TO DIFFERENT CLIMATE HAZARDS

Dependent on vulnerability and capacity





Thank you!

www.migrationinstitute.fi